

SPONSOR: **Kirei**  
San Diego, CA

CONDUCTED: 2022-11-14

ON: "A" Baffle (12 objects in 6 rows of 2 objects each, rows spaced 12" on center, objects in each row spaced 12" apart)

**Sound Absorption**  
**RAL™-A22-492**

Page 1 of 9

### TEST METHODOLOGY

Riverbank Acoustical Laboratories™ is accredited by the U.S. Department of Commerce, National Institute of Standards and Technology (NIST) under the National Voluntary Laboratory Accreditation Program (NVLAP) as an ISO 17025:2017 Laboratory (NVLAP Lab Code: 100227-0) and for this test procedure. The test reported in this document conformed explicitly with ASTM C423-23: "Standard Test Method for Sound Absorption and Sound Absorption Coefficients by the Reverberation Room Method," except that the total surface area was less than the 10 m<sup>2</sup> required by ASTM E423-23 section 9.3.1. The specimen mounting was performed according to ASTM E795-16: "Standard Practices for Mounting Test Specimens During Sound Absorption Tests." A description of the measurement procedure and room specifications are available upon request. The results presented in this report apply to the sample as received from the test sponsor.

### INFORMATION PROVIDED BY SPONSOR

The test specimen was designated by the sponsor as "A" Baffle (12 objects in 6 rows of 2 objects each, rows spaced 12" on center, objects in each row spaced 12" apart). The following nominal product information was provided by the sponsor prior to testing. The accuracy of such sponsor-provided information can affect the validity of the test results.

#### **Product Under Test**

Product Name: "A" Baffle  
Manufacturer: Kirei USA

### SPECIMEN MEASUREMENTS & TEST CONDITIONS

Through a full external visual inspection performed on the test specimen, Riverbank personnel verified the following information:

#### **Test Specimen**

Product Type: Felt Baffles  
Length: 12 baffles @ 1219 mm (48 in.) long  
Width: Max @ 130 mm (5.125 in.)  
Min @ 29.79 mm (1.173 in.)  
Depth: 175 mm (6.875 in.)  
Felt Thickness: 12.14 mm (0.478 in.)  
Overall Weight: 13.15 kg (29 lbs)

Kirei  
2022-11-14

**RAL™-A22-492**  
Page 2 of 9

### SPECIMEN MEASUREMENTS & TEST CONDITIONS (continued)

#### Physical Measurements (per object)

Dimensions: 0.18 m (7.0 in) wide by 1.22 m (48.0 in) long

Thickness: 0.13 m (5.125 in)

Weight: 1.1 kg (2.42 lbs)

#### Test Environment

Room Volume: 291.98 m<sup>3</sup>

Temperature: 21.1 °C ± 0.1 °C (Requirement: ≥ 10 °C and ≤ 5 °C change)

Relative Humidity: 60.05 % ± 1.8 % (Requirement: ≥ 40 % and ≤ 5 % change)

Barometric Pressure: 99.9 kPa (Requirement not defined)

The total specimen surface area did not meet the minimum surface area requirement of 10 m<sup>2</sup> found in section 9.3.1 of ASTM E423-23. As such, the mounting method used in this test is non-standard.

### MOUNTING METHOD

Type JV-MOD Mounting: The specimen is an array of 12 spaced sound absorbing objects suspended from cables such that the closest face is located approximately 1219 mm (48 in.) from the horizontal test surface. This approximates the mounting method of a typical ceiling baffle installation. The objects were distributed in 6 rows of 2 objects per row, with rows spaced 305 mm (12 in.) on center, and objects in each row spaced 305 mm (12 in.) apart. The width of the installed object array was 2743 mm (108 in.) and the length of the installed object array was 1654 mm (65.125 in.). The area of extended continuous surface attributed to the object array was 5.57 m<sup>2</sup> (60 ft<sup>2</sup>).

## Test Report

**Kirei**  
2022-11-14

**RAL™-A22-492**  
Page 3 of 9



Figure 1 – Specimen mounted in test chamber




Figure 2 – Specimen mounted in test chamber

## Test Report

**Kirei**  
2022-11-14

**RAL™-A22-492**  
Page 4 of 9




Figure 3 – Detail of specimen materials




Figure 4 – Detail of specimen materials



**Kirei**  
2022-11-14**RAL™-A22-492**  
Page 5 of 9**TEST RESULTS**

The preferred presentation of sound absorption test results for arrays of spaced objects is sound absorption ( $\text{m}^2$ ) per object and total sound absorption ( $\text{m}^2$ ) at each one-third-octave band

ASTM C423-23 Appendix X2 allows calculation of sound absorption per  $\text{m}^2$  ( $\text{SA}/\text{m}^2$ ) based on the projected horizontal surface area attributable to an array of objects. The extended continuous surface area used in this calculation is to be determined using the following procedure:

$S_{\text{array}} = (w + w_1) \times (l + l_1)$  If the set of objects consists of a rectangular array of equal sized objects with equal space between each object in a row and equal space between rows. (ASTM E423-23 X.2.3.1)

Where:

$S_{\text{array}}$  = area of extended continuous surface attributed to the test specimen,  $\text{m}^2$

$w$  = the measured width of the installed object array, in meters

$w_1$  = the space between objects in the array along the width, in meters

$l$  = the measured length of the installed object array, in meters

$l_1$  = the space between objects in the array along the length, in meters

The sound absorption per  $\text{m}^2$  ( $\text{SA}/\text{m}^2$ ) is calculated based on the following formula:

$$\alpha_{\text{array}} = (A_2 - A_1)/S_{\text{array}}$$

Where:

$\alpha_{\text{array}}$  = sound absorption per  $\text{m}^2$  ( $\text{SA}/\text{m}^2$ ) of extended continuous surface, no units,

$A_1$  = absorption of the empty reverberation room,  $\text{m}^2$  and

$A_2$  = absorption of the room after the specimen has been installed,  $\text{m}^2$ .

$S_{\text{array}}$  = area of extended continuous surface attributed to the test specimen,  $\text{m}^2$

**Kirei**  
2022-11-14

**RAL™-A22-492**  
Page 6 of 9

### TEST RESULTS (continued)

1/3 Octave Center Frequency (Hz)	Total Absorption		Absorption per Object		$\alpha_{array}$ (Sabins/ft <sup>2</sup> ) (SA/m <sup>2</sup> )
	(m <sup>2</sup> )	(Sabins)	(m <sup>2</sup> / Object)	(Sabins / Object)	
100	0.20	2.13	0.02	0.18	0.04
** 125	0.79	8.55	0.07	0.71	0.14
160	0.26	2.82	0.02	0.24	0.05
200	0.86	9.27	0.07	0.77	0.15
** 250	1.18	12.73	0.10	1.06	0.21
315	1.97	21.23	0.16	1.77	0.35
400	2.35	25.26	0.20	2.10	0.42
** 500	3.16	33.97	0.26	2.83	0.57
630	3.47	37.35	0.29	3.11	0.62
800	4.05	43.62	0.34	3.64	0.73
** 1000	4.47	48.08	0.37	4.01	0.80
1250	5.09	54.79	0.42	4.57	0.91
1600	5.59	60.13	0.47	5.01	1.00
** 2000	6.28	67.61	0.52	5.63	1.13
2500	6.69	71.97	0.56	6.00	1.20
3150	6.82	73.38	0.57	6.12	1.22
** 4000	7.15	77.01	0.60	6.42	1.28
5000	7.36	79.25	0.61	6.60	1.32

**Array-NRC 0.70** over 5.57 m<sup>2</sup> of extended continuous surface area

**Array-SAA 0.67** over 5.57 m<sup>2</sup> of extended continuous surface area

Tested by

*Marc Sciaky*  
Marc Sciaky  
Senior Experimentalist

Report by

*Keith Kimberling*  
Keith Kimberling  
Test Engineer

Approved by

*Eric P. Wolfram*  
Eric P. Wolfram  
Laboratory Manager

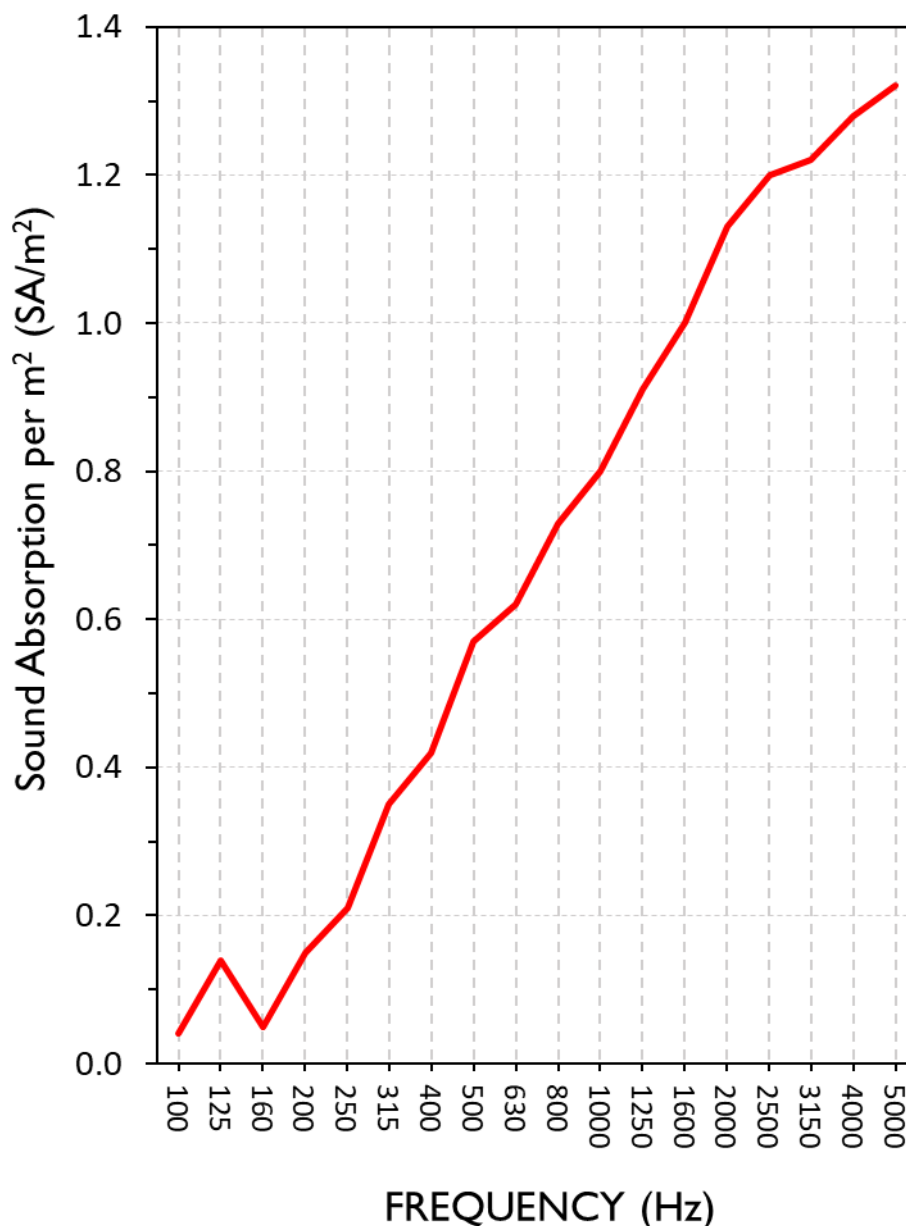
*Note: Sound absorption per m<sup>2</sup> (SA/m<sup>2</sup>), and therefore the reported Single Number Ratings, are highly dependent on the exact sample shape, size, spacing, and extended continuous surface area present in the test and subsequent calculations. Changes to any of these parameters will change the resulting values. These presented results are valid only for the specific configuration present in this test.*

Kirei  
2022-11-14

RAL™-A22-492  
Page 7 of 9

### SOUND ABSORPTION REPORT

“A” Baffle (12 objects in 6 rows of 2 objects each, rows spaced 12” on center, objects in each row spaced 12” apart)



**Array-NRC 0.70** over 5.57 m² of extended continuous surface area

**Array-SAA 0.67** over 5.57 m² of extended continuous surface area

Kirei  
2022-11-14

**RAL™-A22-492**  
Page 8 of 9

### **APPENDIX A: Extended Frequency Range Data**

Specimen: "A" Baffle (12 objects in 6 rows of 2 objects each, rows spaced 12" on center, objects in each row spaced 12" apart) (See Full Report)

*The following non-accredited data were obtained in accordance with ASTM C423-23, but extend beyond the defined frequency range of 100Hz to 5,000Hz. These unofficial results are representative of the RAL test environment only and intended for research & comparison purposes.*

1/3 Octave Band Center Frequency	Total Absorption		Absorption per Object		$\alpha_{array}$ (Sabins/ft <sup>2</sup> )
(Hz)	(m <sup>2</sup> )	(Sabins)	(m <sup>2</sup> / Object)	(Sabins / Object)	(SA/m <sup>2</sup> )
31.5	0.81	8.76	0.07	0.73	0.15
40	1.53	16.47	0.13	1.37	0.27
50	-0.23	-2.46	-0.02	-0.20	-0.04
63	-0.10	-1.04	-0.01	-0.09	-0.02
80	0.74	7.96	0.06	0.66	0.13
100	0.20	2.13	0.02	0.18	0.04
125	0.79	8.55	0.07	0.71	0.14
160	0.26	2.82	0.02	0.24	0.05
200	0.86	9.27	0.07	0.77	0.15
250	1.18	12.73	0.10	1.06	0.21
315	1.97	21.23	0.16	1.77	0.35
400	2.35	25.26	0.20	2.10	0.42
500	3.16	33.97	0.26	2.83	0.57
630	3.47	37.35	0.29	3.11	0.62
800	4.05	43.62	0.34	3.64	0.73
1000	4.47	48.08	0.37	4.01	0.80
1250	5.09	54.79	0.42	4.57	0.91
1600	5.59	60.13	0.47	5.01	1.00
2000	6.28	67.61	0.52	5.63	1.13
2500	6.69	71.97	0.56	6.00	1.20
3150	6.82	73.38	0.57	6.12	1.22
4000	7.15	77.01	0.60	6.42	1.28
5000	7.36	79.25	0.61	6.60	1.32
6300	7.46	80.26	0.62	6.69	1.34
8000	7.85	84.47	0.65	7.04	1.41
10000	8.04	86.50	0.67	7.21	1.44
12500	8.77	94.38	0.73	7.86	1.57



**Test Report****Kirei**  
2022-11-14**RAL™-A22-492**  
Page 9 of 9**APPENDIX B: Instruments of Traceability**

Specimen: “A” Baffle (12 objects in 6 rows of 2 objects each, rows spaced 12” on center, objects in each row spaced 12” apart) (See Full Report)

<b><u>Description</u></b>	<b><u>Model</u></b>	<b><u>Serial Number</u></b>	<b><u>Date of Certification</u></b>	<b><u>Calibration Due</u></b>
System 1	Type 3160-A-042	3160-106968	2022-07-12	2023-07-12
Bruel & Kjaer Mic And Preamp C	Type 4943-B-001	2311439	2022-05-02	2023-05-02
Bruel & Kjaer Pistonphone	Type 4228	2781248	2022-07-22	2023-07-22
EXTECH Hygro 959	SD700	A099959	2022-03-22	2023-03-22

**APPENDIX C: Revisions to Original Test Report**

Specimen: “A” Baffle (12 objects in 6 rows of 2 objects each, rows spaced 12” on center, objects in each row spaced 12” apart) (See Full Report)

<b><u>Date</u></b>	<b><u>Revision</u></b>
2022-11-16	Original report issued
<b>2026-03-04</b>	Revision A issued with updated data calculations in order to conform to ASTM E423-23 methods for Array-NRC calculation and reporting.

---

END